



Cikakkun sandunan goyo

Jagoran fasaha

Shuka da sandunan goyo

- » Mafi kuzari
- » mafi sauki wajen feshi, sa taki, da kuma rage ganye
- » Samar da iska
- » Rage barna daga iska




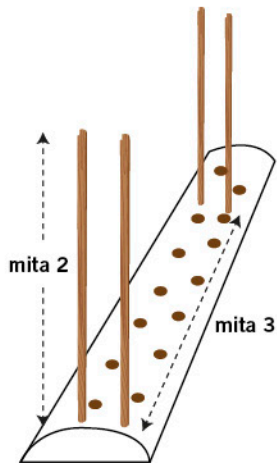
HAUSA



- » Domin a guji lalata saiwa , asanya sanduna kafin shuka
- » ya kamata sandunan goyon shuka su kasance masu karfi da tsayi duba da yanayin girman shukar

Cikakkun sandunan goyo

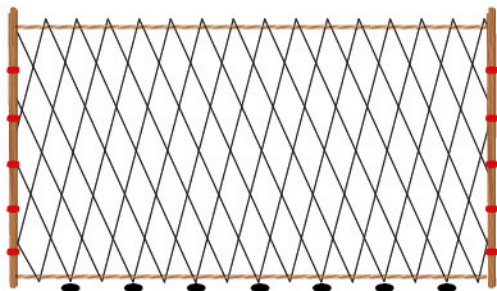
Tumahir, kokwamba da waken yardlong



Asanya zaren igiyar:

- » Sundunan sukasance (mita 2.5)
- » Asa mita 0.5 a kasa

- » Asa igiyar a cikin ramukan sama da kasa na sandunan
- » Adaura igiya a ramin sama da kasan sandunan
- » Aja igiyan da karfi



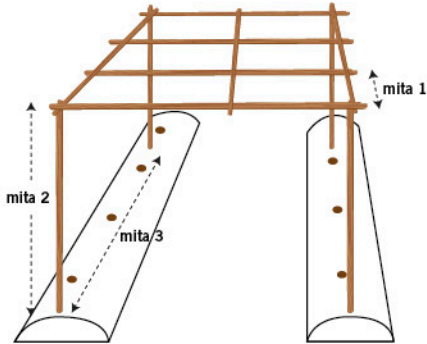
Aja zaren igiyar a tsakanin sandunan:

- » Adaura zaren igiya jikin sanduna
- » Asanya zaren igiya kusa da shuka
- » Aja igiyar da karfi



Cikakkun sandunan goyo

Bitter gourd, Ridge gourd, Snake gourd, Bottle gourd, etc



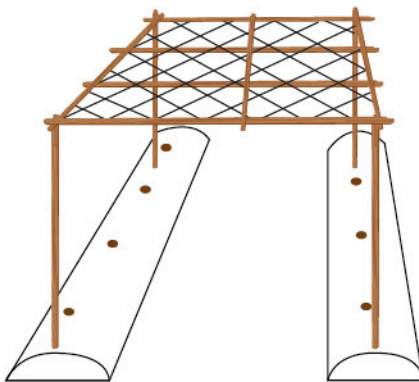
Akewaye da karafuna da sanduna bamboo:

- » Akara siraren sandunan bamboo don hawon shuka
- » Asamar da Raga
- » Asa igiya a ramukan neti na sama da na kasa



A daura igiyan a gefen karafunan, kar aja da karfi:

- » A ja neti
- » A gyara igiya, ja da karfi
- » Daura neti a kan sandunan bamboo

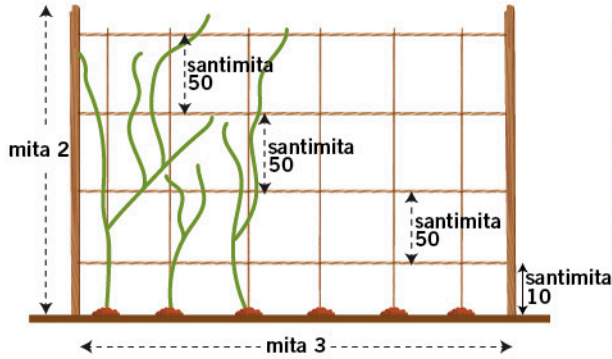


Bayan girbi, a cire ko a yanke tushen shuka. cire neti tare da shuka. da zarar karan shuka ya bushe, a guard neti. ana iya amfani da neti zuwa shekaru dayawa

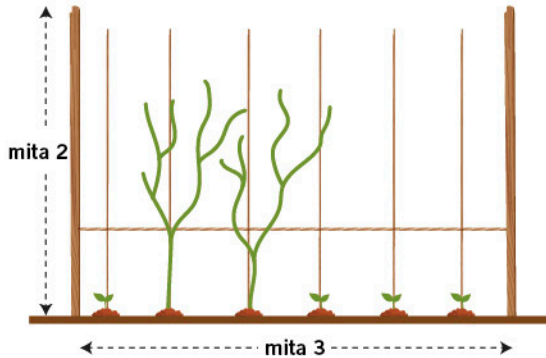
wasu kayan tokaran shuka

Idan ba a samu neti ba yi amfani da; igiyar waya, sandunan bamboo.

duk daya ne wajen gourds, sai dai asamu kaya-kayen dayawa don a rufe fadin wayar



Tumatir, yalo da barkono



<http://guides.eastwestseed.com>

Wannan muhimman bayanai na daya daga cikin tsarin da EWSF ta gabatar. © 2017 hakkin mallakan East-West Seed Foundation.

Shawarwarin da aka bayar na aikin gona anyi su ne da hadin gwulwar Jami'ar Wageningen da Bincike