

EAST-WEST SEED

SAFE USE OF PESTICIDE Technical Guide

- Seven RIGHT Practices in Pesticide Use



SAFETY



1. RIGHT Pest Problem Identification

2. RIGHT Pesticide

3. RIGHT Mixing of Pesticide Solution

4. RIGHT Timing

5. RIGHT Sprayer and Personal Protective Equipment (PPE)

6. RIGHT Hygiene

7. RIGHT Storage and Disposal

1. RIGHT Pest Problem Identification



Insect pests



Diseases

2. RIGHT Pesticide



ALWAYS read the LABEL when:



- Buying
- Mixing
- Applying
- Storing
- Disposing

General advice:

1. Always read the label.
2. Alternate Mode of Action (MoA) groups to prevent resistance.
3. Check WHO color label. Avoid RED label (Category 1).
4. If unsure, ask advice from the experts.



Category I



Category III



Category II

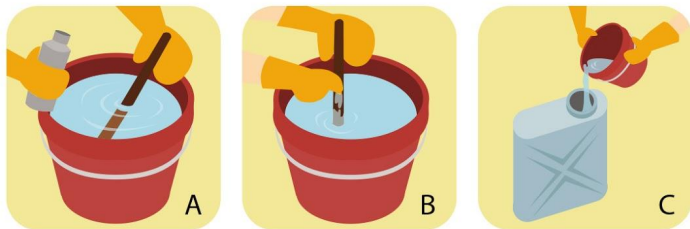



Category IV

3. RIGHT Mixing of Pesticide Solution



Pesticide label pictograms of preparation:

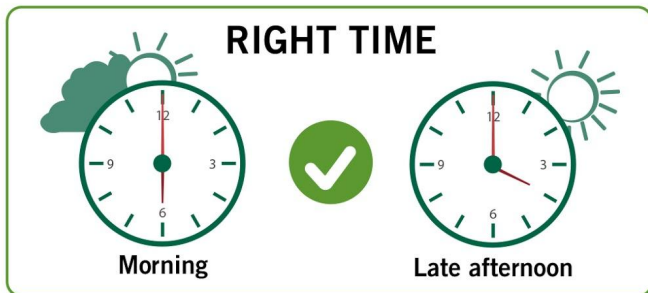


ALWAYS follow the dosage in the label. Avoid mixing two or more pesticide products.

4. RIGHT Timing



Good weather



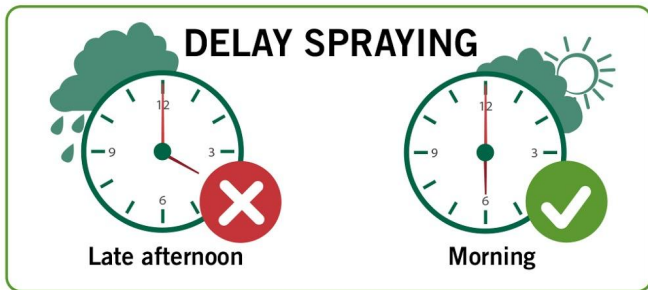
RIGHT TIME

Morning

Late afternoon



If windy, spray downward



DELAY SPRAYING


Late afternoon

Morning

5. RIGHT Sprayer and Personal Protective Equipment (PPE)




No leakage



Good nozzle

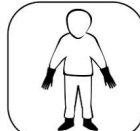


Regular calibration



Use separate sprayer
for herbicide

Pesticide label pictograms of PPE:



6. RIGHT Hygiene



Wash after spraying



Do not smoke, drink or eat
during or in between spraying



Wash working clothes
separately

7. RIGHT Storage and Disposal



Keep locked away



Do not reuse. Puncture the
containers before disposing



Collect in a separate waste
can or sack bag with proper
label

<http://www.eastwestseed-kt.com/>

This crop guide is part of a series produced by EWSF.

©2017 Copyright of East-West Seed Foundation. All Rights Reserved

Technical recommendations have been developed in
cooperation with Wageningen University & Research

 **WAGENINGEN**
UNIVERSITY & RESEARCH